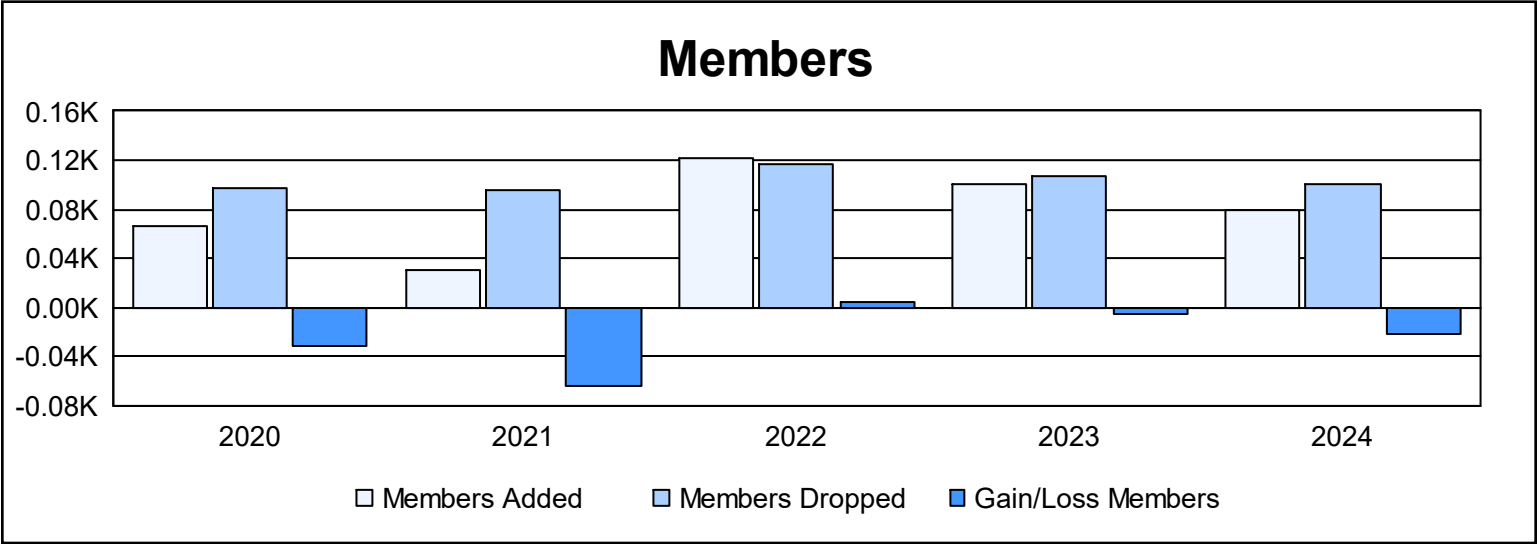
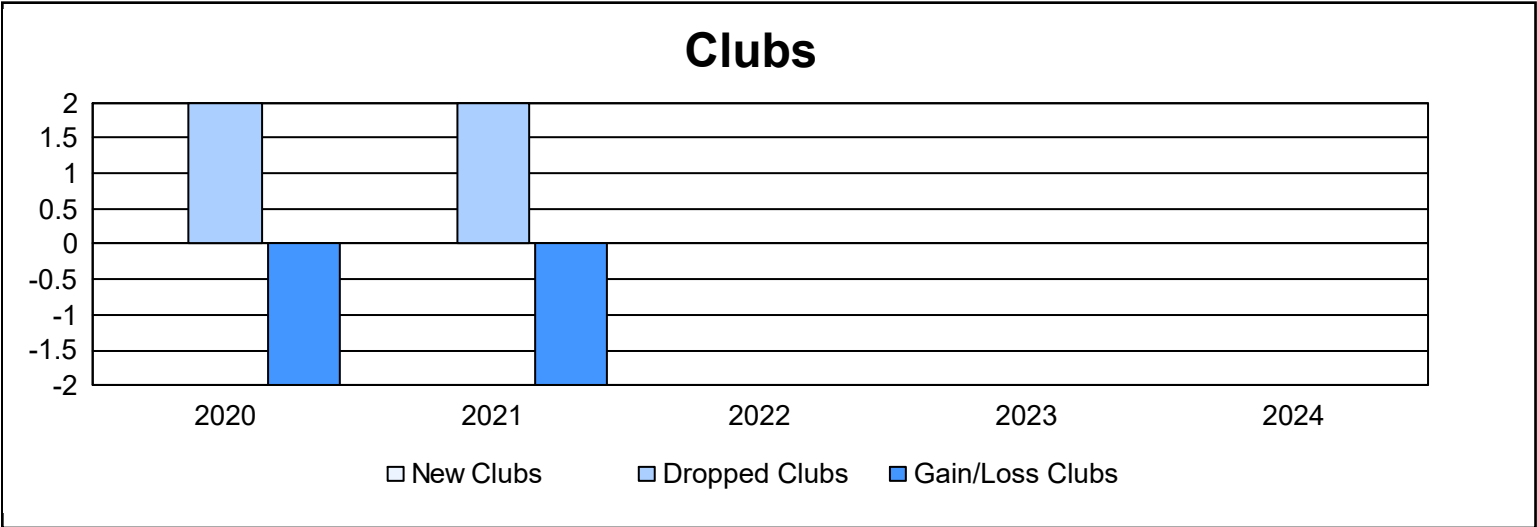
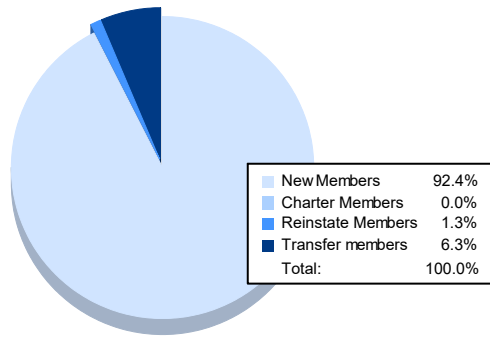


| Year      | New Clubs | Dropped Clubs | Gain/ Loss Clubs | New Members | Charter Members | Reinstate Members | Transfer Members | Total Member Added | Total Members Dropped | Gain/ Loss Members |
|-----------|-----------|---------------|------------------|-------------|-----------------|-------------------|------------------|--------------------|-----------------------|--------------------|
| 2019-2020 | 0         | 2             | -2               | 49          | 1               | 4                 | 13               | 67                 | 98                    | -31                |
| 2020-2021 | 0         | 2             | -2               | 29          | 1               | 1                 | 0                | 31                 | 95                    | -64                |
| 2021-2022 | 0         | 0             | 0                | 102         | 0               | 7                 | 12               | 121                | 116                   | 5                  |
| 2022-2023 | 0         | 0             | 0                | 90          | 0               | 9                 | 2                | 101                | 107                   | -6                 |
| 2023-2024 | 0         | 0             | 0                | 73          | 0               | 1                 | 5                | 79                 | 101                   | -22                |
| Average   | 0         | 1             | -1               | 69          | 0               | 4                 | 6                | 80                 | 103                   | -24                |



### Membership Composition June 2024 Cumulative



### Gender Composition June 2024 Cumulative

